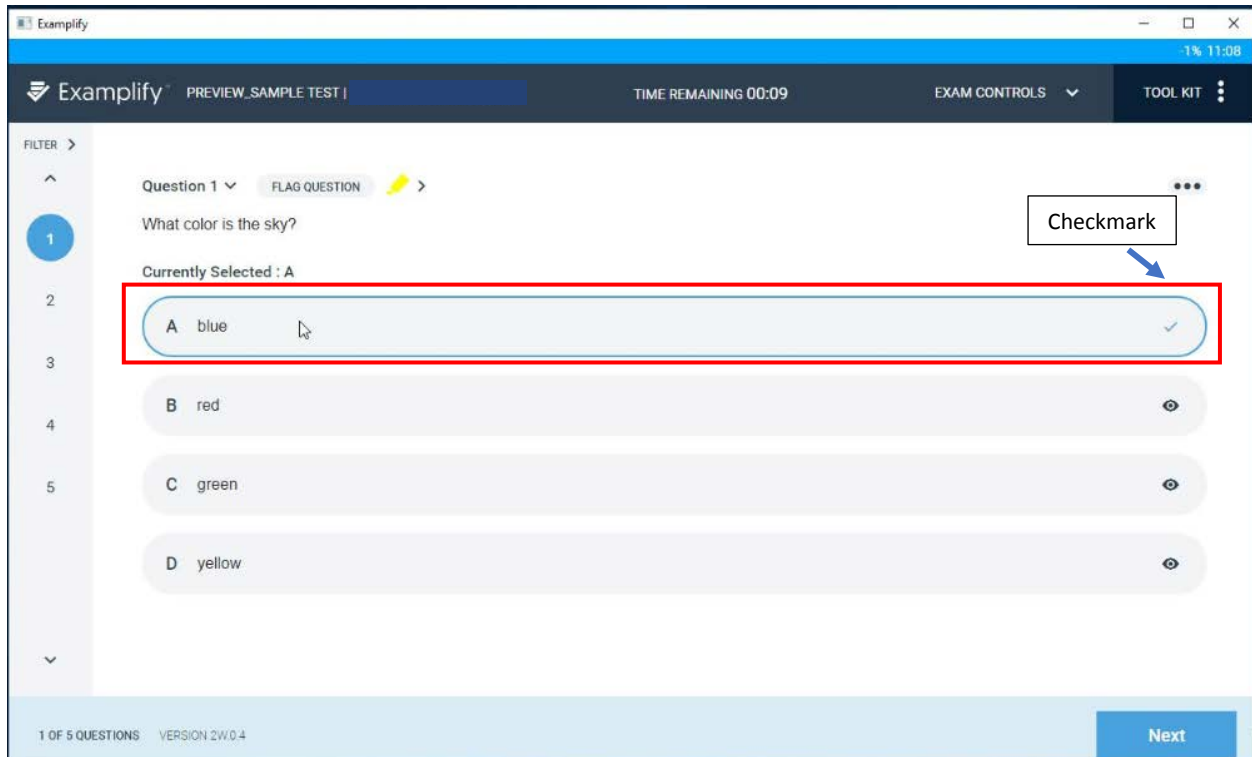


How to Answer a Question in Exemplify

Step 1. Click the answer choice.

The circle will turn **blue** indicating that it has been selected.




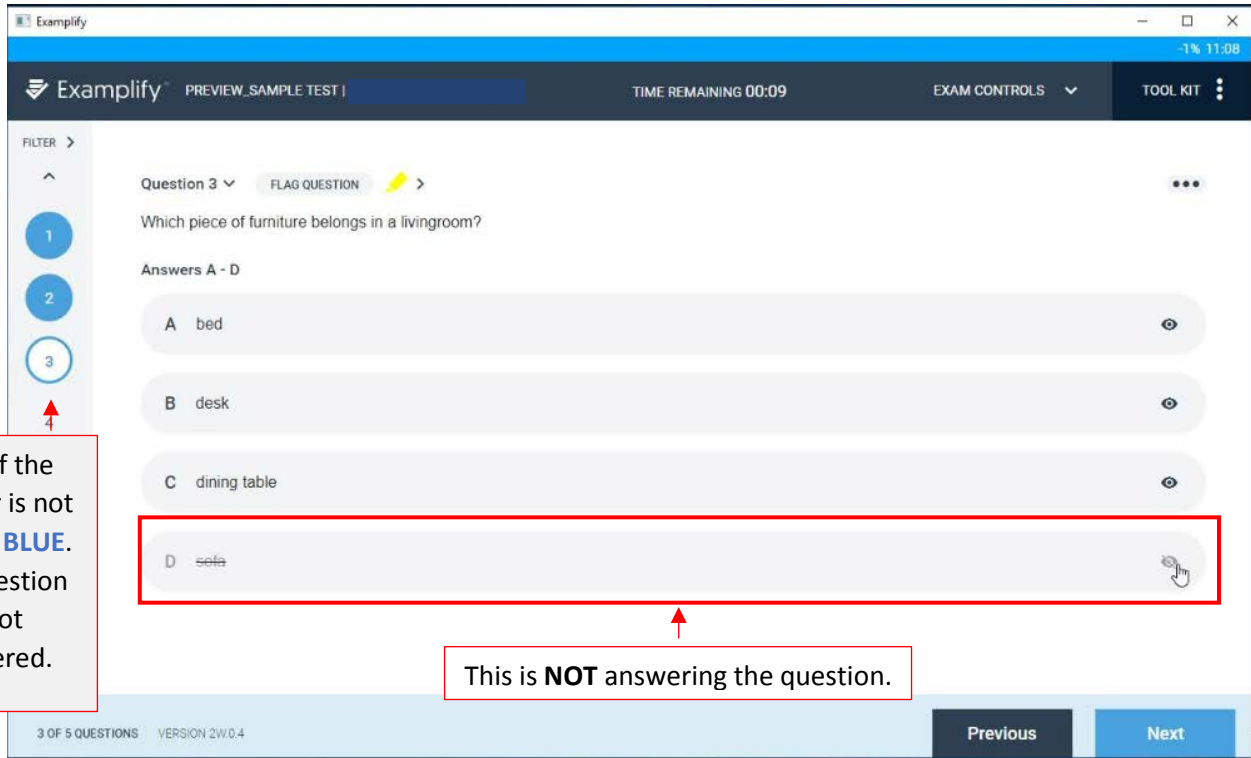
Step 2. Click 'Next' to move forward.





Caution!

If you click the eye icon  it simply means that you cross-out or strike-out the option. To undo this, click on the crossed-out text in the option.



Exemplify PREVIEW_SAMPLE TEST | TIME REMAINING 00:09 EXAM CONTROLS TOOL KIT

Question 3 FLAG QUESTION

Which piece of furniture belongs in a livingroom?

Answers A - D

A bed

B desk

C dining table


D ~~sofa~~

Also, if the number is not filled in **BLUE**. The question is not answered.

This is **NOT** answering the question.

3 OF 5 QUESTIONS VERSION 2W.0.4 Previous Next

If you cross out options, make sure **you select an answer for the question.**



Question 2 FLAG QUESTION

How many eggs are in a dozen?

Currently Selected : C

A 6

B 10

C 12

D 14

This is **ANSWERING** the question.